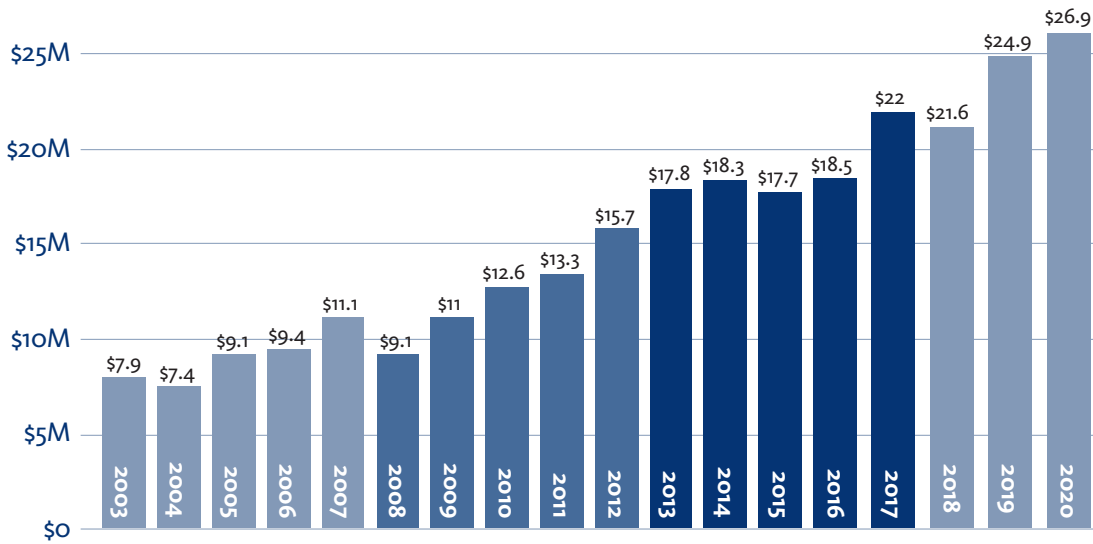
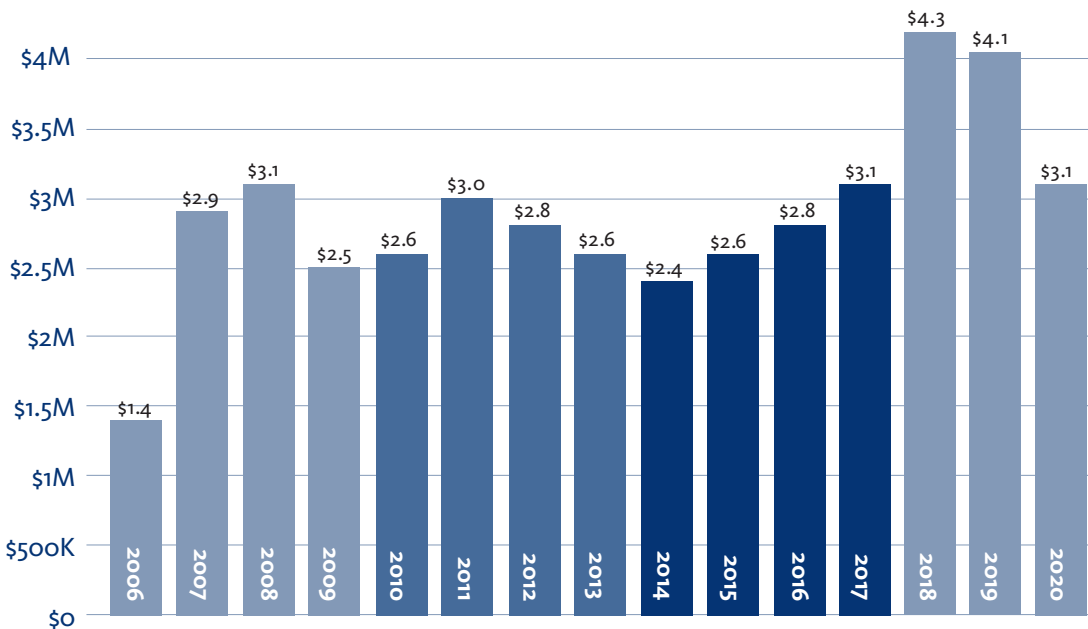


# Financial History

**Growth in Net Assets** (In Millions)



**Annual Fundraising Revenue** (In Millions)



## Program Support Granted to St. Joseph's Hospitals

2020	\$3,062,338
2019	\$2,846,376
2018	\$2,450,982
2017	\$1,613,416
2016	\$1,954,245
2015	\$1,688,079
2014	\$1,607,240
2013	\$1,779,973
2012	\$1,305,682
2011	\$1,169,662
2010	\$1,229,726
2009	\$1,169,771
2008	\$1,465,644
2007	\$695,531
2006	\$1,253,245
2005	\$399,152
2004	\$1,604,905
2003	\$1,839,905

**Total \$29M**



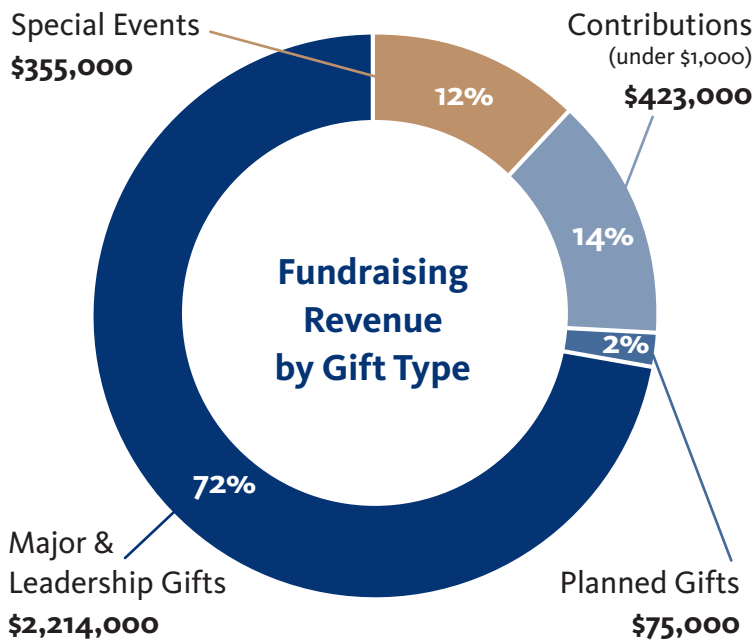
# Financial Summary

The St. Joseph's Hospitals and Children's Hospital Foundations ended 2020 recording total revenue of \$6.3M, and total operating expenses of \$1.2M, of which \$688,000 were direct fundraising costs. Philanthropic gifts and pledges in the amount of \$3.1M were recorded compared to \$4.1M in 2019. During 2020 the Foundation granted \$3.1M to our hospitals to fund patient care programs and services, education, construction, equipment and technology, compared to \$2.9M in 2019 and \$2.5M in 2018.

## Program Grants

Funds granted to and program support on behalf of St. Joseph's Hospitals.

**\$3.1M**



### Revenue

Total Revenue	<b>\$6,270,000</b>
Fundraising Revenue	<b>\$3,067,000</b>

### Operating Expenses

Fundraising	<b>\$688,000</b>
Admin & Financial Stewardship	<b>\$370,000</b>
Occupancy	<b>\$150,000</b>
<b>TOTAL</b>	<b>\$1,208,000</b>

## Efficiency Analysis

Fundraising Revenue	<b>\$3,067,000</b>
Fundraising Expense	<b>\$688,000</b>
ROI	<b>\$4.46</b>
CTRD	<b>\$0.22</b>

## AHP Benchmark

